

Year 1 Spring 1 Maths Activity Mat 1

Section 1

Put the numbers in order, starting with the lowest.

5 7 4

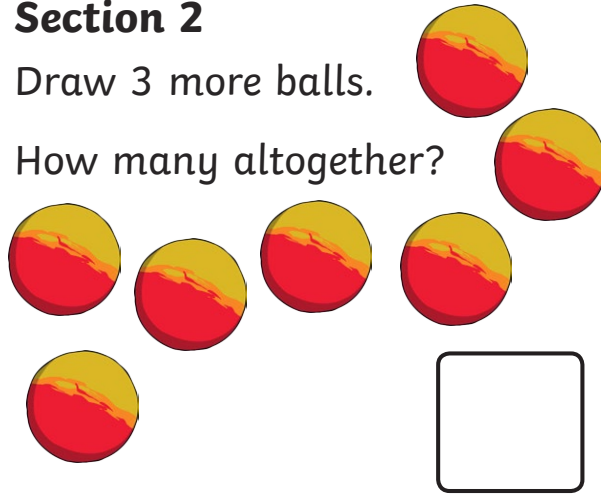
<input type="text"/>	<input type="text"/>	<input type="text"/>
----------------------	----------------------	----------------------



Section 2

Draw 3 more balls.

How many altogether?



Section 3

$$5 - 2 = \square$$

$$6 - 4 = \square$$

Section 4


Imogen has 7 sweets and eats 4 of them. How many sweets are left?



Section 5


Group the cookies in twos.

How many groups are there?



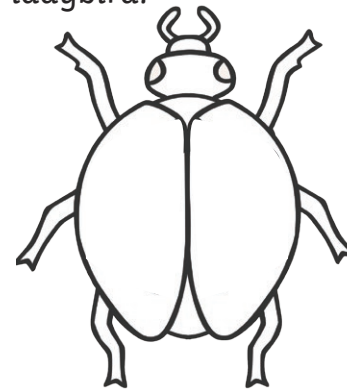
Section 6

Tick the coins which add to 7p.



Section 7

Draw 5 spots onto the ladybird.



Section 8

Fill in the missing number.

4, 5, 6, , 8, 9



Year 1 Spring 1 Maths Activity Mat 1 Answers

Section 1

Put the numbers in order, starting with the lowest.

5 7 4

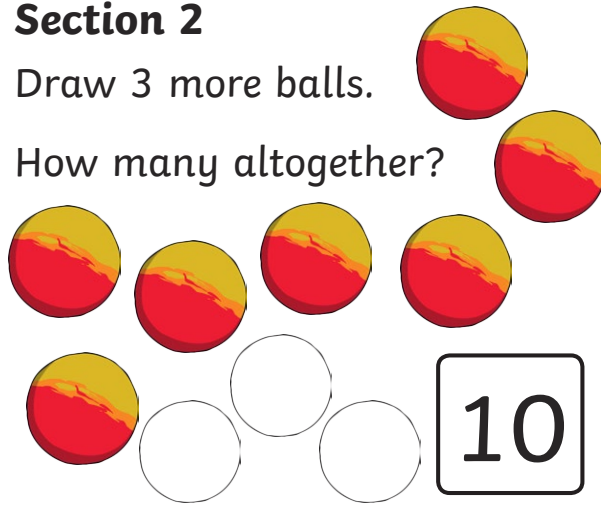
4	5	7
---	---	---



Section 2

Draw 3 more balls.

How many altogether?



Section 3

$$5 - 2 = \boxed{3}$$

$$6 - 4 = \boxed{2}$$

Section 4


Imogen has 7 sweets and eats 4 of them. How many sweets are left?



Section 5


Group the cookies in twos.

How many groups are there?




Section 6

Tick the coins which add to 7p.



Section 7

Draw 5 spots onto the ladybird.



Section 8

Fill in the missing number.

4, 5, 6, , 8, 9



Year 1 Spring 1 Maths Activity Mat 1

Section 1

Put the numbers in order, starting with the lowest.

11 6 5 8

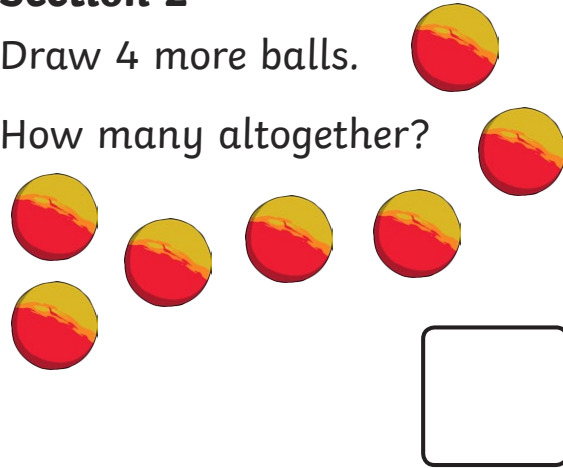
<input type="text"/>	<input type="text"/>	<input type="text"/>	<input type="text"/>
----------------------	----------------------	----------------------	----------------------



Section 2

Draw 4 more balls.

How many altogether?



Section 3

$$8 + 2 = \square$$

$$7 - 5 = \square$$

$$5 + 6 = \square$$

Section 4


Nina eats 6 sweets. How many sweets are left?



Section 5


Group the cookies in twos.

How many groups are there?



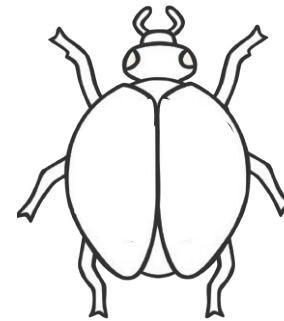
Section 6

Tick the coins which add to 11p.



Section 7

Draw 8 spots onto the ladybird. An equal number on each side.



Section 8

Fill in the missing number.

12, 14, , 18, 20



Year 1 Spring 1 Maths Activity Mat 1 Answers

Section 1

Put the numbers in order, starting with the lowest.

11 6 5 8

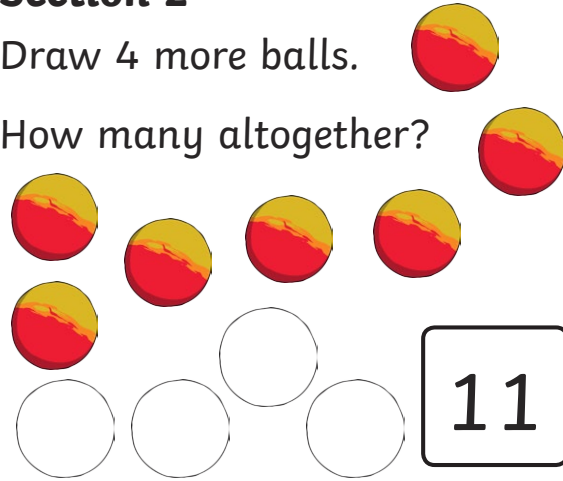
5 6 8 11



Section 2

Draw 4 more balls.

How many altogether?



Section 3

$$8 + 2 = 10$$

$$7 - 5 = 2$$

$$5 + 6 = 11$$

Section 4


Nina eats 6 sweets. How many sweets are left?



Section 5


Group the cookies in twos.

How many groups are there?




Section 6

Tick the coins which add to 11p.



Section 7

Draw 8 spots onto the ladybird. An equal number on each side.



Section 8

Fill in the missing number.

12, 14, 16, 18, 20



Year 1 Spring 1 Maths Activity Mat 1

Section 1

Put the numbers in order, starting with the lowest.

15 18 12 16

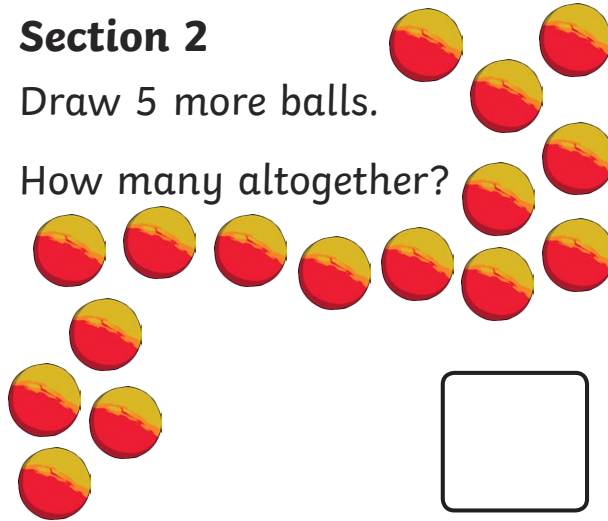
<input type="text"/>	<input type="text"/>	<input type="text"/>	<input type="text"/>
----------------------	----------------------	----------------------	----------------------



Section 2

Draw 5 more balls.

How many altogether?



Section 3

$$11 + 7 = \square$$

$$15 - 7 = \square$$

$$12 - 3 = \square$$

Section 4


Freija eats half the sweets. How many sweets are left?



Section 5

Group the cookies in twos.

How many groups are there?



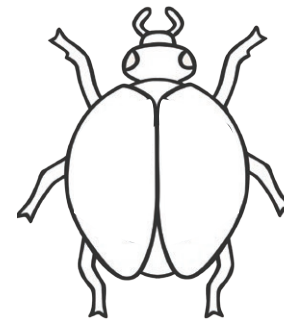
Section 6

Tick the coins which add to 35p.



Section 7

Draw 12 spots onto the ladybird. An equal number on each side.



Section 8

Fill in the missing number.

24, 22, 20, , 16, 14



Year 1 Spring 1 Maths Activity Mat 1 Answers

Section 1

Put the numbers in order, starting with the lowest.

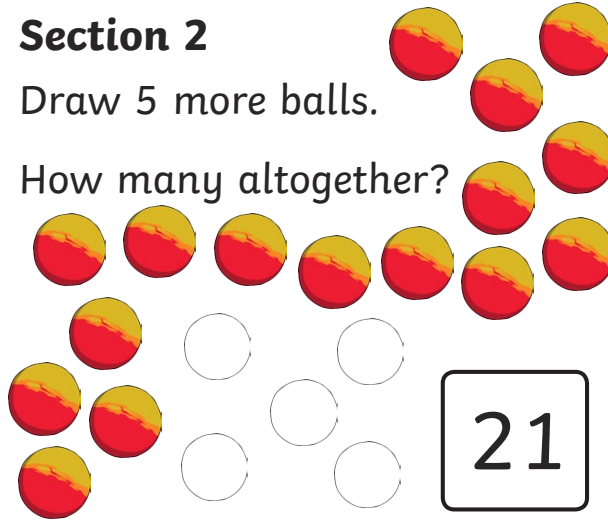
15 18 12 16



Section 2

Draw 5 more balls.

How many altogether?



Section 3

$$11 + 7 = \boxed{18}$$

$$15 - 7 = \boxed{8}$$

$$12 - 3 = \boxed{9}$$

Section 4


Freija eats half the sweets. How many sweets are left?



Section 5


Group the cookies in twos.

How many groups are there?




Section 6

Tick the coins which add to 35p.



Section 7

Draw 12 spots onto the ladybird. An equal number on each side.



Section 8

Fill in the missing number.

24, 22, 20, , 16, 14

